



MAYFLOWER

Garden Club Federation of Massachusetts Newsletter



The Mayflower is an online newsletter, full of clickable internet links that can take you to GCFM resources



The President's Message

Once the new year begins, life seems to move at full speed. Nature sheds its winter coat, and the arrival of spring

brings a sense of renewal. Gardeners can't stop talking about the weather, budding trees, and emerging plants. The urge to get outside and nurture nature is strong. Each morning, the cheerful chirping of backyard birds brings a smile to my face.

This year, in the same week of April, we celebrate Easter, Passover, Earth Day, and Arbor Day—busy times for many garden clubs! Add to that the excitement of Annual Plant Sales and installation luncheons, and it's clear this is one of the busiest seasons of the year. I read so many newsletters and see just how much is happening.

GCFM is also in full swing, offering a packed schedule of classes through June, with April especially bustling. Be sure to check the GCFM update corner in this issue of *The*

Mayflower and watch for reminders in the weekly Monday Memo.

While this season is exciting, it's also bittersweet for me as my term comes to a close. Serving as GCFM state president has been an honor and a privilege. With nearly a century of history behind us, I've gained a deep appreciation for the Federation and the remarkable presidents who came before me. I encourage you to explore our history page and learn about these extraordinary women whose dedication shaped GCFM since 1927.

One of the greatest joys of my term has been visiting your clubs. I love club meetings—the energy, the creativity, and the passion of members who bring their best to their roles as presidents, board members, and committee chairs. Some clubs simply hum with enthusiasm, and I cherish those moments. My goal has always been for every member to say, "*I LOVE my garden club!*"—a sign of a thriving organization.

Even when I couldn't visit in person, I deeply valued the conversations I had with club presidents and members who reached out for advice or to share ideas. We brainstormed, laughed, and found solutions together. I will miss those moments dearly. Being able to contribute beyond administrative duties—by connecting with members—has been one of the most rewarding aspects of my role.

Leadership is never a solo effort. It takes a dedicated team to keep GCFM running smoothly. Every role matters, whether visible or behind the scenes. I am deeply grateful to the GCFM Board for their hard work and dedication. Many members give countless hours to this organization, driven by their passion and commitment. To those considering future board roles, I encourage you to take the leap—it's an incredibly enriching experience.

One of our greatest achievements has been improving communication. The Monday Memo became a key resource for club



Table of Contents

PAGE 3

Wanted—GCFM Treasurer

PAGE 4

Speakers Program Announcement

PAGES 5-12

Clubs at Work

PAGE 12

GCFM Annual Meeting

PAGE 13

GCFM Reminders

PAGE 14

GCFM Centennial Prelude Fundraiser

PAGE 15

Flora in Winter

PAGE 16-17

Environmental Awareness

PAGE 18-19

Horticulture

PAGE 20-21

Her Shirley Farm

PAGE 20

Obituary

Trivia Game

PAGE 23

Book Review

Note from the Editor

President's Message, Cont'd:

members. Our website evolved into a constantly updated hub, meeting the needs of members who seek instant access to information. The power of the Mayflower as a digital platform reaches a wider audience, providing convenient links to all GCFM deadlines and event registrations for the upcoming quarter. It also allows clubs to share their stories more easily without costly printing or mailing constraints. These improvements have strengthened our connection as an organization.

Throughout my term, I carried a notebook everywhere, jotting down meeting details, speaker topics, and observations. It's filled with memories of inspiring people and places—my personal keepsake of this journey. When I look back through its pages, I'll remember the conversations, the lessons, and the joy of serving as GCFM president. It has been an unforgettable experience, and I will cherish it always. If you ever wish to invite me back to your club, I would be honored.

As the seasons change, so does leadership. On June 19th at our 98th Annual Meeting in Danversport, a new administration will take the helm. It will be my last meeting as Federation president, and I hope you will join us for this special event and the installation of officers.

Having lived in Germany for ten years, I learned a farewell that perfectly fits this moment: *Auf Wiedersehen*. While often translated as "goodbye," it truly means "until we see each other again."

So, until we meet again,

Marjorie

**GCFM TREASURER WANTED**

Join the Executive Leadership Team to help chart the future of the GCFM

Be the "go to" Financial Resource for the GCFM Organization

- QuickBooks familiarity (not just Quicken)
- Bookkeeping/accounting basics
- Understanding of financial statements
- Understanding of and adherence to regulatory / compliance requirements
- Comfortable with spreadsheets
- Familiar with electronic payments
- Comfortable with cloud storage and file sharing



Kindly reach out to our Nominating Committee Chairperson, Donna Garrabrant, if you are interested at chrisanddonnacc@gmail.com or 860-916-5004.

Answers to Quiz on Page 21

1. around 400 BCE, of ox gut
2. in 1672 in Amsterdam, made of leather
3. in wall paintings from ACE 706, although then known as penjing in China and not brought to Japan until ACE 1195, and not called "bonsai" until much later
4. in the 1st century ACE, promoted in Greece by Pliny the Younger
5. the mathematician Salomon de Caus, being a movable wooden framed structure to shelter orange trees at Heidelberg Castle in Germany
6. Nathaniel Ward in 1832 with his enclosed glass boxes known as Wardian cases, and used extensively on plant explorations after
7. the Egyptian Pharaoh Ramses III, about 1230 BCE
8. Telford family, Yorkshire, UK in 1775; previously, listings from firms had no prices
9. a stained glass window in Chartres Cathedral, France, dating to ACE 1220
10. Chuko Liang, a Chinese general, in ACE 231 for use by his troops in moving supplies through mucky soil. To that time carts had at least 2 wheels and were 2-person affairs. His had a large central wheel, flanked on either side by boxes to

ANNOUNCING THE GCFM SPEAKERS PROGRAM FOR 2025



Once again, GCFM has carefully curated a diverse list of speakers to educate and entertain your club members.

[CLICK HERE](#)

to go to an exclusive supplemental issue of the Mayflower to see a list of these amazing educators.

GARDEN CLUBS AT WORK



ACTON

Books in Bloom The Acton Garden Club capped off its year-long celebration of “90 Years of Service to the Community” with a



Acton Garden Club “Books In Bloom” Event

public floral design show, *Books in Bloom*, December 5–7, 2024. Presented at the Acton Memorial Library, the Thursday evening reception at the Meeting Room had 40 attendees and featured designers discussing their floral interpretations of books published in the 1930’s and included *Madeline*, *Mary Poppins*, *The Little Engine that Could*, *Our Town*, *The Joy of Cooking*, *The Hobbit*, *Tender is the Night*, *I Claudius*, and *How to Win Friends and Influence People*. The displays were moved after the reception to the 2nd floor Periodical area, accompanied by the designers’ written statements of intent to provide context and insight into their design choices and creative process.

See the link [AGC Books in Bloom Event Profile](#) for a document detailing the exhibits.

BOXBOROUGH



Boxborough Garden Club Members at Logee’s

The Boxborough Garden Club visited Logee’s Green House on Saturday, February 15. It was a rejuvenating experience on a cold winter day walking through a maze of plants. Always a good time for members of the Boxborough Garden Club.



Boxborough Garden Club Members at Logee’s

BURLINGTON

After a fun front-door greens workshop using winter hats, the Burlington Garden club resumed activities in early January with multiple events and programs. The club updated its display and messaging, added business cards (a Membership Monday suggestion) and handed out seed packets at the town’s second annual Civic Expo. Five people signed up for more information – with one becoming a member shortly after!

Before the educational and enlightening January program on “Climate Change in

our Community” from Mass Audubon’s Martha Gach, there was a quick presentation on Ice Melt from our Horticulture Chairperson Susanne. In February, we “armchair traveled” to beautiful gardens around New England with Joanne Pearson’s fabulous photographs and descriptions.



December Greens Creations

A “Welcome Spring” article was published in the Burlington Buzz Spring magazine and an article/flyer is being finished on “Invasive plants in Town” to hand out on Hazardous Waste Day and at other town events.



Civic Expo Display

The club’s current organic honey fundraiser is doing extremely well with 95 jars sold – and helping to fund our scholarship. Over 5 pounds of pull-tabs were donated to the Shriner’s pull-tabs program this month.

Other efforts are currently underway with fundraising for May, June, and November; community involvement activities with the library in April, a COA seniors program

Clubs at Work, Cont'd



and a town-wide kids planting event in May.

CARLISLE

Many gardeners are newly aware that gardens are habitats for all kinds of life - not just plants, but insects, birds, amphibians and reptiles, fungi, and microorganisms. All are welcome to the Carlisle Garden Club's Country Gardens Tour on Friday June 13 and Saturday June 14 from 10:00 am to 4:00 pm for Signs of Life in our five extensive gardens. Walk beautiful country landscapes as you learn more about the dynamic and beneficial rela-

Join us for a day of beauty, nature and discovery as you visit private gardens throughout Carlisle. This year's Tour features five stunning and diverse country gardens that are sure to delight you!

Tickets are now on sale at early bird prices! Scan QR code to visit our website to purchase tickets and learn more.

This event will be held rain or shine. All ticket sales are final. No refunds. www.carlislegardenclub.org

tionships between these inhabitants. Events and demonstrations are planned, and discounted tickets are available until May 31. Visit www.carlislegardenclub.org for more information. All proceeds support Carlisle Garden Club community pro-

grams, including scholarships, public speakers, and beautification projects.

DENNIS

The Village Garden Club of Dennis announced two scholarship awards in January.



Jeanly Valerio Fernandez and Kate Lazarovich

Recipient Jeanly Valerio Fernandez, attends Cape Cod Regional Technical High School in Harwich. Jeanly is from South Yarmouth and is a biology major attending Wheaton College.



Marie Susen, Kate Lazarovich, Ryan Simone and Bethany Cassin Gaita

In addition, Ryan Simone also received a scholarship. He is from East Falmouth and attended Falmouth high school. Ryan attends Wesleyan University and is studying Environmental Science and Geology.

EASTON

In February the COA held a class led by the talents of Grace Boerman & Cindy Lemish, supported by a lovely group of assistants to make a great SUCCESS! Eighteen participants gathered to wel-



Workshop Participants

come a little bit of Spring into lovely party handbags. Color choices were white, black, red, bright pink, or light pink. Participants started with a block of oasis in a liner inside the bag and filled the bags with a lovely selection of mums, astromeria, lycotohate (SP?), baby's breath, and carnations. Everyone, although at some points felt challenged in their design, left with a smile and a great "Thank You". It was nice to see friends, singles, a wayward gentleman, come together, have conversation and creativity and leave happy!



Party Handbag Floral Arrangement

Thanks to Grace Boerman, Cindy Lemish, Kristine Atkinson, Virginia Harte, Vivian Bisset, Sharon Marochino, Kathy McCarthy, and Ruth Riske for a job well done.

Clubs at Work, Cont'd



FALMOUTH

We're ready to emerge from winter hibernation and embrace spring with exciting upcoming activities. All are cordially invited to attend Kerry Ann Mendez's presentation on Magnificent Garden Design on May 7.



The Colonial Garden at the Museums on the Green

FGC participation in this year's Cape Cod Hydrangea Festival will showcase the five beautifully designed gardens on the grounds of the historic Museums on the Green on July 16 & 17. These gardens are designed and affectionately maintained by our talented members. For more info: <https://www.falmouthgardenclub.org/>

FRAMINGHAM

In early January, several members attended a workshop and winter sowed native plant seeds in over 100 jugs. A local neighboring community organization supplied us with native plant seeds from Dr. Robert Gegeer's research gardens. We are hopeful that these seeds germinate and will be ready to plant in our gardens by the Summer/Fall.



Betsy Szymczak

January was also the scene of a Design Challenge with the members of the FGC. The Team design challenge, led by Ruth Evans, was titled the Balancing Act. She introduced the members to different concepts of balance and then members broke into groups and were tasked with producing a floral design that matched the type of balance challenge they were given.

February's educational experiences continued with a presentation by Betsy Szymczak on Plant Parenthood. Betsy discussed several propagation methods for members to practice in the upcoming months with both houseplants and Spring annuals.



Suzanne Fioretti, Peg Homberg, Joyce deLemos, and Pam Keeney.

Five FGC members participated in Flora in Winter at the Worcester Art Museum by producing a floral design that reflected art work in the museum. Our designers included Minal Akkad (with help from Marilyn Hanley), Ruth Evans, and Nancy Martin (assisted by Eileen Fialkow). Additionally, several members attended a design workshop on breakfast trays led by Ruth Ev-

ans. These members included Eileen Fialkow, Marie Giorgetti, Kathy Hoogeboom, Nancy Martin, and Andi Saari.

GROTON

On December 10th, 2024, the Groton Garden Club held it's annual winter workshop, organized by Ann Griffin-White. Ann has generously been organizing this Winter Workshop for many years. Club members are welcome to participate in this workshop to create flower arrangements. These are donated to the



Workshop Chair Ann Griffin-White and club member Charla Mulbrandon Boles

Council on Aging's Meals on Wheels program and the Police and Fire Departments, Town Hall, the Groton Public Library. Beautiful arrangements are also delivered to club members who need holiday cheer. Participants also make an arrangement for themselves. Members had a wonderful morning utilizing materials such as boxwood, Leucothoe, pine, and other winter greens. A large selection of purchased flowers and donated greens gave members lots of choices for their arrangements. A big thank you to Ann, for coordinating this fun event.

HOLLISTON

Trevor Smith, Design Manager at Weston Nurseries, recently gave a lecture on Tuesday, March 4th Trevor is an award winning regenerative landscape designer specializing in Green Infrastructure, soil reclamation, native plant design, habitat creation, and nutrient dense urban crop production. Trevor's topic was ENVIRON-

Clubs at Work, Cont'd



Trevor Smith

MENTALLY FRIENDLY GARDENING. His presentation was very informative. We also had members bring in horticulture samples to share and educate our club.

HULL

Hull Garden Club member Tran Vu Thu-Hang beautiful design was on display the Worcester Art Museum's Flora in Winter. Her inspiration was Three-



Tran Vu Thu-Hang's Flora In Winter Design

Quarter Armor for a Cuirassier, 1610-1620. Her design came from her experience of having lived in and escaped from a war torn country and her interpretation was all about strength and fierceness.

The exhibit was from February 27-March 2nd. <https://www.worcesterart.org/flora-in-winter/>

HYANNIS

The Hyannis Garden Club's Winter Showcase Chairs, Sally Cameron, Diane Cochran, and Linda Kiley managed 20 committees necessary for organizing its sixth Holiday



"Gala Honoring Heritage" Room Lead Dolores Ahern

Showcase and Winter Market.

The Showcase filled The Cape Cod Cultural Center in Yarmouth with thousands of flowers and decorations reflecting the "Wonders of Cape Cod" and attracted hundreds of guests from near and far

With their creative skills and talents, garden club members designed beautiful displays and floral arrangements. Seven rooms dazzled guests with unique floral arrangements depicting nature, history, and holiday scenes. Fabulous raffle prizes, including originals by local artists, Nicolas Henry, and Bob Singer; and \$3000 in gift cards for raffle winners. Proceeds of the

Showcase benefit The Garden Club's civic and community activities and its Scholarship Fund for local high school graduates. Linda Kiley, President of the Garden Club



GCH Raffle Table, Managed by Linda Cox & Sue Robb

of Hyannis said "Our triennial Showcase was a fabulous success because of the cooperative efforts of all our club members. Bravo!"

The club decorated 7 trees at Cape Cod Hospital, delivered flowers to Hyannis Public Library, donated wreaths to the Cape Regency in Centerville, held a Volunteer Appreciation to honor members and non-members who lend time and expertise to support club projects, enjoyed a Holiday Luncheon with handmade raffle prizes, conducted design workshops and Garden Therapy groups, among other enjoyable winter activities. Oh, what fun!

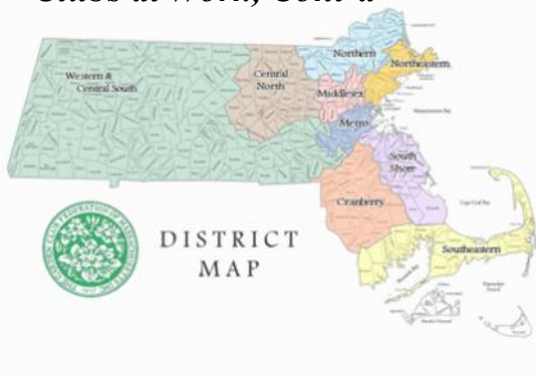
LAURELWOOD

The Laurelwood Garden Club hosted a fun and creative workshop by Christy King, Floral designer Extraordinaire from King's Farm in Townsend. Christy holds many accolades, including being first-place win-



Christy King

Clubs at Work, Cont'd



mesit, which has been used for over 250 years to participate in “musters” – competitive events in which teams race to pump water the farthest using old hand-tub machines that used to be operated to put out fires. With its fresh coat of paint, and a newly planted sustainable garden funded and installed by the Cottage Gardeners, the OKOs building is part of the history and charm of Marblehead. Join us Wednesday, April 16th!

NAUSET

Latham Center: We thank the members who guided the students in creating winter holiday designs using fresh greens and flowers arranged in silver containers. The students were delighted with their designs. The next garden therapy project



Tina Williamson, Beth Murphy, Audrey Smith, Carol Zenke, Liz DeLima, Martine Amundson, Loretta Foley, Diane Szeber

is scheduled for February.

Mini Grant Recipients: The Nauset Garden Club was excited and pleased to have received ten applications for their Mini grants for the 2024 – 2025 school year.

This year’s recipients are Rand Burkert at the Nauset Regional Middle School in Orleans , Andrea Howard at Eastham Elementary School in Eastham, Erin Gates lead teacher in the district wide SAIL program at Stony Brook Elementary School in Brewster, Nancy Flasher and Elizabeth Francis at Provincetown IB Schools in Provincetown, and Kyle Anderson and Melissa Miller at Eddy Elementary School in Brewster. The members of the Nauset Garden Club look forward to their final reports in the spring.

Les Lutz, the Director of Horticulture and

Facilities Manager at the Heritage Museum and Gardens in Sandwich, was the guest speaker at the February Nauset Garden Club meeting.



Cindy Doherty, Programs Committee, Les Lutz, Tina Williamson, Club President

Mr. Lutz gave a history of “Heritage” with a specific focus on the breeding and propagation of different varieties of rhododendrons. If you are interested in more information on the Nauset Garden Club, their activities or events, please visit our website or email us at www.nausetgardenclub2018@gmail.com. The next meeting is scheduled for April 9at the Brewster Baptist Church.

NORFOLK

During January the Garden Club of Norfolk enjoyed guest speaker Kirsten VanDijk from New Age Florals. She presented the **Sustainability Is Always In**



Kirsten VanDijk

ner of the 2024 Art in Bloom , held at The Fitchburg Art Museum. Christy started the workshop by sharing the basic tools that should be found in every floral arranger's toolbox.

She then went on to create eight gorgeous arrangements, which were then raffled off the club members.

MARBLEHEAD

The Cottage Gardeners of Marblehead and Swampscott invite the public to join them at a ribbon cutting ceremony celebrating the renovation of the historic OKOs house and its newly created garden. The ceremony will take place at 222 Washington St. in Marblehead on April 16 at 5 pm.



Members of he Cottage Gardeners of Marblehead and Swampscott

The distinctive red building marks the entrance to Marblehead’s famed Old Town and is home to the vintage, hand-pumped fire engine Okommaka-

Clubs at Work, Cont'd



Season program, which focused on sustainable floral designs with eco-friendly products. <https://newagefloral.com/>

NORWELL

In December, the Norwell Garden Club participated in the Christmas Designer Show House for the Daniel Webster Estate and Heritage Center. The museum room was decorated by several members with swag, arrangements, and a tree with handmade ornaments following the theme "sugar, spice and



Norwell Garden Club Member Kimberly Dall

everything nice." Community outreach committee members partnered with the Norwell Council on Aging for a class on making Santa hat door swags in December and in February for Valetine day teacup arrangements and lavender sachets.

PLYMOUTH

On February 19th America's Hometown Garden Club members had a wonderful time creating petite floral arrangements for seniors who receive Meals on Wheels from Plymouth's Center for Active Living. This is the 19th year our club has participated in this community service project



Garden Club Members Make Floral Arrangements for Seniors

which is eagerly anticipated by the seniors. It was amazing to watch how creative and industrious our club members were as they worked joyfully to create 135 beautiful flower arrangements.

SPRINGFIELD

Hanukkah! Christmas! New Years! December's celebrations brought us together with those we love.

The Monkey House was decorated and filled with wondrous tablescapes designed to show us new ways to decorate our holiday feasts while we learned about a special mystery guest invited to each.



Holiday Table Setting at the Monkey House

As days grew darker, our hearts and minds reached out to others, family, friends, and perhaps a special loved one. Fictional or real, past or present, members of the SGC chose a person to invite, creating the perfect holiday table setting just for them, and shared the who, the how, and the why of their special table and guest with all of us.

STONEHAM

The Stoneham Garden Club remains active and community involved: assisting with Christmas at Whip, an annual town event, continuing flower arranging for local nursing homes and rehabs, participating in Community Service day with high school students, launching the annual \$1000 scholarship offered to those seeking post secondary education related to the environment, horticulture, agriculture and related fields, and planning for the Whip Hill garden the Senior Center vegetable gardens which supply produce to the local food pantry as well as a semi-annual food and household products for the food pantry as well. Next collection is April.

TEWKSBURY

Garden Therapy groups meet with residents at both Blaire House and Bayberry Assisted Living monthly for creative garden themed crafts and conversation. A club program for more than 25 years,



Blaire House Resident

Garden Therapy continues to delight residents and remains popular.

Our first annual seed swap occurred in February. Available for swapping were vegetables, including seeds for a 1500-year-old bean plant. Also traded were native and non-native perennials so that seeds could be winter sown as needed.

Work has begun in the GROW Greenhouses on Plant Sale vegetables, herbs, annuals and perennials. GROW Director Bob Baden also grows plants for the Club's flower containers set up on various Town properties. This year we'll help plant and care for some of your 'garden variety' vegetables along with geraniums, gomphrena, native plant favorites rudbeckia hirta (black-eyed Susan) and aquilegia canadensis (eastern red columbine), among other native plants.



TGC members Susan Young, Laetitia Won, Karen Favreau, Amelia Schartel at club seed swap.

The GROW program operates on the State Hospital grounds and provides therapeutic opportunities for teens and adults using gardening. The TGC Plant Sale will take place on the Tewksbury Public Library lawn on May 17th from 9 AM – 2 PM.

WALTHAM

The Waltham Garden Club proudly awarded their 2024 scholarship to Gates Morton who has recently completed her first semester of studies, making Dean's list no less, while pursuing a degree in Wildlife Biology at Warner College of Natural Resources at Colorado State

University. It is wonderful to be part of growing the next generation of environmental enthusiasts.

Member Rita Cutroni created a stunning floral interpretation of a Mayan Ruler as part of Worcester Art Museum's Flora in Winter 2025 event. Viewers marveled at the vibrant headdress and textural elements she was able to pull from the piece and recreate in flowers. We are truly proud of her talents and efforts.




Gates Morton

WELLESLEY

The Joint Council of the Wellesley Garden Clubs is proud to present UPLIFTED: GARDENS, BEAUTY AND RESILIENCE with James Hearsom, President of the Massachusetts Horticultural Society on April 10th, 10 am at The Knight Auditorium, Babson College in Wellesley, MA.

This lavishly illustrated talk explores the real human benefits of gardens and plants. Touching on our experience of beauty, our need for connection, and how gardens and plants make us healthier, happier and kinder to each other.

Registration is open now by emailing wellesleygardenerscouncil@gmail.com. \$20/pp includes light refreshments and cash, check or Venmo will be accepted at the door. Bring a friend!



WEST NEWBURY

The new year started out quietly for the West Newbury Garden Club. Its February meeting on the effects of weather on honeybees had to be canceled because of the weather. March's meeting on Container Gardening will be a welcome presentation after the cold, windy weather we endured this February.

Although there have been no formal meetings since December, various committees have been preparing for the club's Spring activities: our annual Plant Sale and this year's "Art in the Garden" garden



53 Hadley Road, Merrimac, MA

tour. The Plant Sale will be held on May 17, 2025 at the Training Field in West Newbury from 8:30 to 11:30 am. In addition to sun and shade perennials, the club is offer-

ing a large selection of native perennials and shrubs. Herbs and vegetables from a local farm as well as a bake sale are also available.

Every three years the club sponsors an "Art in the Garden" garden tour. On June 14, 2025 six (6) beautiful and inspired gardens in West Newbury and Merrimac will be featured. Visitors are invited to view the "Gardens as Art" as each garden reflects the personality and artistic expression of each garden host. On exploring the gardens, visitors will take pleasure in seeing plein-air artists at work and enjoy hearing musicians playing. A special treat this year are the gardens of an historic restoration 1710 house, which will be open for visitors. Tickets for the tour are \$25 in advance and \$30 the day of the tour. For more information, please visit www.wngc.org.

YEARBOOK SUBMISSIONS DUE JUNE 15



The Garden Club Federation Of Massachusetts, Inc

Garden Club Yearbook Request for General information 2025-2026

[CLICK HERE TO GET A HEAD START!](#) 

It's that time of year again! Your club information is due for the GCFM yearbook by June 15. Click on the link above to get an early start on fulfilling this requirement to GCFM.



GCFM ANNUAL MEETING JUNE 19, 2025

The Garden Club Federation of Massachusetts, Inc. Annual Meeting will be held on June 19, 2025 at Danversport, Danvers, MA.

DANVERSPORT

Program title: Proven Winners: "Behind the Brand - From the Marketplace to your Garden".

Speaker: Natalie Carmolli, Media & Public Relations, Proven Winners.



Future information to follow.

Registration: Links: [MAIL IN](#)

[ONLINE](#) 

Beate Bolen, Registrar
Diane Bullock and Nancy Donaldson, co-chairs



REMINDERS

DEADLINES

APRIL 1 - STATE SCHOLARSHIP

Submissions are due for scholarships. [Click here](#) Email GCFM-scholarship@aol.com with questions.

MAY 1 - DUES and INSURANCE:

The payment for both annual GCFM dues and enrollment in the GCFM umbrella liability policy coverage must be received by May 1, 2025. Both forms for remittance are located on the GCFM website under Resources/Forms [Click here](#).

Please contact Susie MacPherson, GCFM 2nd VP with any questions- Rmacpham@me.com

MAY 10 - CINDORA GOLDBERG AWARD

[Click here](#) Send directly to Minal Akkad at minal_flower@yahoo.com

MAY 31 - NGC ESPOMA GRANT

Send submissions directly to NGC using this form <https://www.espoma.com/garden-clubs/>

JUNE 10 - MAYFLOWER DEADLINE

Please attach image files (usually JPG's) to your email, do not embed them in your Word document, and ***provide captions for each photo submitted.***

JUNE 15 - YEARBOOK SUBMISSIONS

[Click here](#) to enter your club information

JULY 1 - CIVIC OR HISTORIC GRANTS

[Click here](#) for direct link. Contact Leslie Frost with any questions, frostandover@verizon.net.

SCHOOLS & WORKSHOPS

April 9, 10, 11 - GCFM Garden Studies School, Course 3 (Virtual) [Click here](#)

April 12 & 15, 16, 17 - GCFM Flower Show School, Milford [Click here](#)

April 24 - GCFM Floral Design Workshop, Wareham [Click here](#)

May 27 - GCFM FUNDamentals, Class 1, Charlton Library, Charlton [Click here](#)


June 3 - GCFM FUNDamentals, Class 2, Charlton Library, Charlton [Click here](#)

June 10 - GCFM FUNDamentals, Class 3 Charlton Library, Charlton [Click here](#)

EVENTS

April 30 - Prelude to GCFMs 100th Anniversary Fund-raiser for 2027, DoubleTree Hotel in Milford 10 AM - Noon [Click here](#) for more details.

June 19 - GCFM 98th Annual Meeting and Luncheon, Danversport, Danvers 8:30 AM - 2:30 PM [Click here](#)



Did You Know?

- National Garden Clubs was **organized in 1927?**
- The Garden Club Federation of MA, Inc. (GCFM) was one of **the first 13 state garden clubs** in the National Garden Clubs?
- The first elected GCFM President, Mrs. Thomas Motley, Jr. was also the **first president** of National Garden Clubs?
- GCFM Inc. will celebrate its **100th Anniversary** in 2027?
- A **special 2027 Annual Meeting for 2027 is planned** to celebrate this 100th Anniversary with all GCFM member clubs in attendance?

On Wednesday, April 30th, 2025, GCFM is holding a fundraising event **“A Prelude to GCFM’s 100th Anniversary”** to support this prestigious celebration.

The event will feature designer is **Michael Derouin, AAF, AIFD, PFCI**. Michael is a thought-leading second-generation floral designer and floral educator. Michael will create six floral designs at this event. His first design, an interpretation of an oil painting of a New England garden by Kathy Thomas (former GCFM president), will be silent auctioned. His other five designs will be raffled.

The event will be held from 10:00 am – 12:00 pm at The Hilton Double Tree Hotel in Milford, MA. Refreshments will be served.

Tickets are \$45 per person and may be purchased via mail by sending a check payable to GCFM to

Penni Jenkins
241 Elm Street
Walpole, MA 02081

or purchase online: <https://www.gcfm.org/events-1/gcfm-centennial-prelude-fundraiser>

Please join us to help us raise funds to celebrate “you” our special garden club members.

I hope to see you there.

*Diane Bullock,
former GCFM President and Event Chairman*

FUNDRAISER

The Garden Club Federation of Massachusetts, Inc. presents

“A Prelude to GCFM’s 100th Anniversary”

April 30, 2025, 10:00 am – 12:00 pm
DoubleTree by Hilton Boston-Milford, 11 Beaver St, Milford, MA

Coffee and pastries served at 9:30 am. Program begins promptly at 10:00 am.

Featuring

Michael Derouin, AAF, AIFD, PFCI
A second-generation floral designer and educator



With over 30 years of experience in the floral industry, Michael Derouin (der-wins) has devoted his career to floral education, retail, wedding and event design. Michael's extensive experience provides him with a profound understanding of all facets of floral design, establishing him as a highly sought-after educator nationwide. Michael holds memberships in prominent floral industry organizations, including AIFD, AAF, and PFCI. Michael's contributions to the floral industry earned him the role of Program Chairman for the American Institution of Floral Designers, culminating in the 2024 AIFD National Symposium, which drew 700 florists from around the globe. Michael currently resides on the North Shore. <https://www.michaelderouin.com/>

Michael will create six floral designs at this event. His first design, an interpretation of an oil painting of a New England garden by Kathy Thomas (former GCFM president), will be silent auctioned. His other five designs will be raffled.

Admission \$45

The perfect special gift for your gardening mother, sister, friend and you!

Payment:

- Mail checks payable to “GCFM” to Penni Jenkins, Registrar, 241 Elm Street, Walpole, MA 02081
- Credit card payment: <https://www.gcfm.org/events-1/gcfm-centennial-prelude-fundraiser>
- Contact Penni at pbullock@gcfm.org with questions.

Admission by advance purchase only by April 22, 2025. Admission tickets will be mailed to you and are non-refundable. Raffle tickets for purchase at the event.

Flora in Winter, by Linda Jean Smith

Flora in Winter was held at the Worcester Art Museum from Thursday February 27 through Sunday March 2.

Twenty five designers representing fifteen garden clubs interpreted pieces of art throughout the museum. Twenty five additional designs were around the museum from the gift shop to hallways and balconies and were done by florists, event companies, some garden club members, and others.



Sally Jablonski, Worcester GC, Jean-Baptiste Oudry, Still Life: A Dead Hare, A Dead Red-Legged Partridge and Two Dead Snipe, 1750 (one of show's chairs)



Ruth Evans, Framingham GC, Helmet for a Gladiator about 1000 BC (Judges Council Chair)



Andrea Little, Westborough GC, El Greco, The Repentant Magdalen, about 1577 (GCFM Parliamentarian)



Kim Cutler, Worcester GC, Jeffery Gibson, Infinite Indigenous Queen Love, 2020, (one of show's chairs)



Susan Dewey, Worcester GC, follower of Agnolo Bronzino, Portrait of Giovanna Chevara and Giovanni Montalvo, about 1550-1560



ENVIRONMENTAL AWARENESS

with Maria Bartlett

Garlic Mustard: Getting the Word Out, by Elizabeth Holthaus, Scituate Garden Club

It was just five years ago when I learned that the fast-growing weed with the pretty, tiny white blossoms growing all along the edges of my yard was, in fact, the invasive garlic mustard (*Alliaria petiolate*) which is threatening our wildflowers and forests. I've been pulling it up for years, but I learned a much more intentional and systematic approach is needed to getting rid of it, both at home and throughout my town.

Just to review, garlic mustard is an invasive, biennial herb that has spread aggressively across North America. It thrives in forests, roadsides, and areas like lawn debris piles and untended compost. It spreads aggressively, altering the soil chemistry, killing beneficial nutrients and making it so that very few other plants can grow. It emerges earlier in spring than many native plants, blocking their sunlight and preventing them from getting adequate moisture and vital nutrients.

In its first year, garlic mustard forms low-growing rosettes. In its second year, it can grow up to 3' tall and produces white flowers. It has a distinct garlic-like odor when crushed. If not pulled, each plant will eventually die, but not before releasing thousands of seeds that remain viable in the soil for years.

As garden club members, beyond cleaning up our own yards, how can we take action? Marla Minier, Scituate Garden Club's (SGC) Wildflower Garden and Conservation Committee chair, spearheaded SGC's campaign by initially reaching out to Lisey Good, founder of Wild Cohasset (wildcohasset.org), who had already launched an aggressive garlic mustard removal effort. Lisey generously shared information, posters and PDFs with SGC. This is a great example of the importance of collaborating with other organizations with whom we share values and goals.



Garlic Mustard

"As a club, we need to take every opportunity to raise awareness in our community, and give people the info and tools they need," says Marla. Through her efforts, the Scituate Garden Club has been very successful in getting the word out through participation in the town beautification committee's spring clean-up effort, "Ship Shape Day". With posters, flyers, sample plants, special bags (NOT to be composted), and knowledgeable volunteers, SGC reaches hundreds of residents, including many families, and even soccer teams out to do community service.

It's worth emphasizing the sample plant. The posters are great, but it is really the sample garlic mustard plant that is the main point of engagement whenever SGC sets up to meet the community. "I have that in my yard, I've seen it on my street ..." is heard a lot, and it provides a chance to start the conversation about invasives, and why this one, in particular, is such a threat. Since there may just be a minute or two with each person, it is so important to stress pulling the plant when it's in bloom and to dispose of it **in the trash, not compost or green recycling**. It is especially gratifying to talk to younger kids who "get it" and go home motivated and with bags ready to fill.



Scituate Gard Club at Ship Shape Day. L to R: Kathy McCormack, Chris Harris, Elizabeth LeBlanc, Janie Culbert, Marla Minier

Garlic Mustard, Cont'd

This is definitely not an adults-only activity! There are people who fill 20-25 bags, and come back year after year to get the bags again.

A two-pronged campaign like this is always a work-in-progress. The actual removal of the plants and the community education component both require persistence, collaboration and communication, but Scituate Garden Club is making headway!

Additional Resources

GCFM - <https://www.gcfm.org/invasive-species>

[National Invasive Species Information Center https://www.invasivespeciesinfo.gov/terrestrial/plants/garlic-mustard](https://www.invasivespeciesinfo.gov/terrestrial/plants/garlic-mustard)

Wild Cohasset – <https://wildcohasset.org/invasive-plant-resources>



Methods for Garlic Mustard Removal

- Hand Pulling --Best done in early spring before the plant flowers and sets seed.
- Pull from the base to remove the entire root, as broken roots can regrow.
- Bag and dispose of the plants in the trash - do not compost, as seeds can survive.
- Cutting
- If pulling isn't feasible, cutting the

flowering stalks close to the ground before seed formation can prevent further spread. Repeated cutting will weaken the plant over time.

- Repeated weed-whacking the year-one rosettes can prevent spread.
- Smothering
- Cover infested areas with thick mulch, cardboard, or tarps to block sunlight and suppress growth.

PATIENCE AND PERSISTENCE ARE KEY!



Young garlic mustard shoots

Watch a PSA from Scituate's Cushing Elementary 4th Graders!



Is Your Club Into Conservation? Get Noticed!

There is a new feature on the Environmental Awareness page for clubs who do conservation work - like Harwich. Just send in a picture of your club at work with a paragraph or two, and your hard work will be posted on the GCFM website in our new *"Spotlight on Garden Club Conservation Efforts"*.

Join clubs like Harwich and send in your stories and photographs of environmental projects such as efforts to eliminate invasive plants and preserve native species. Does your club have programs to educate members and/or the public about pollinators, and organic ways to treat pests? Do you bare-root your plants before potting them up for your yearly Plant Sale? Do you work with a seed library? Are you planting trees on Arbor Day? We want to hear about it! Send in your information to gcfmwebmaster@gmail.com.





GARDENING: THE EXPERIMENT

Have you ever taken a twist-tie to support a flower bud and accidentally snapped the stem - inadvertently decapitating the very flower you were trying to nurture?

I feel so regretful when I do this in my garden! If only I left the poor thing alone and delighted in observing, rather than intruding.



Purple "LeBaron" Dahlia

How much intrusion is too much, and how much is needed to best nourish? This question weighed heavily on my mind when my children were young - I would strive to choose for them what they would choose for themselves had they the ability and self-determination. Now that my babies are grown, I spend much of my time nurturing the plants in my garden - and still I find myself striving to find the correct balance between support and space!

Every effort can feel like an uncertain experiment, and my questions abound! Should I leave an open meadow for pollinators, or plant a tidy, formal garden? Should I take cuttings from my dahlia tubers to clone the plants or sow seeds to grow dahlia hybrids? Should I plant bulbs outside to bloom naturally in the

spring thaw, or should I pre-cool and force my bulbs in temperature-regulated spaces? I struggle to decide how much to interfere in the natural processes of my beautiful garden.

So, I try it all.

Some plants fail, others survive, a few thrive. I've discovered that the right choice - *for me, right now, and in my current circumstance with the information and constraints I have* - may differ from what works for someone else or from what I originally anticipated. I try, I fail, and in the process, I refine the techniques that work for me to best support the things I nurture while also giving them the space they need to flourish.

Though gardening often feels like a fretful experiment, I love that it is a field where there is no one-size-fits-all approach. In fact, it is the vagaries and flexibility of horticulture that allow room for everyone, at all levels of effort and expertise.

- With just a little time and effort, you can plant a dahlia tuber.
- If you are feeling more ambitious, you can collect seeds from a pollinated dahlia in your garden, to grow a newly hybridized version of that flower.



"Firepot" Dahlia

- If feeling even more enthusiasm, you can plan, pair, and hand-pollinate dahlias in pursuit of specific traits.
- And for the truly immersed, apparently, it is even possible to go so far as making virus-free tissue culture propagations of dahlias.

So go ahead – experiment. Try some new things. Get it wrong a few times, but don't let yourself get discouraged. Find joy in the process – after all, you are just refining the techniques that work for you.

*Horticulture is not one-size-fits-all.
There is room for everyone.
There is room for you.*



"White Star" Dahlia

DAHLIA CARE

An Area For Experimentation

Dahlia handling is one area full of opportunities for experimentation. There are many methods for overwintering tubers, dividing them, and propagating. Try out different techniques to determine what works for you.

Overwintering dahlia tubers:

- Leave tubers in the ground and cover with mulch, or dig up tubers for indoor winter storage?
- I enjoyed this article by Jennie Love in Zone 7 about how she successfully protects tubers in the ground <https://lovenfreshflowers.com/overwintering-dahlias/>. I tried it and they all died – so I dig them up now for indoor storage, but my friend Astrid tried it and succeeded!
- If you dig your tubers what is the best way to store them over the winter?

Dahlia Care, Cont'd

I have had success with all of the following techniques:

- I have tried cleaning and dividing the tubers before storing them, using various storage methods:
 - The saran-wrap technique (read about it here: <https://www.dahlia.org/docsinfo/articles/no-fuss-store-your-tubers-in-plastic-wrap/>)
 - Placing the tubers in containers with vermiculite
 - Storing tubers in containers with peat or sawdust
- I also have tried storing tuber clumps unwashed and undivided. I place each clump, with residual dirt still clinging to it, in a paper bag – a separate bag for



“Franz Kafka” Dahlia

each dahlia variety. I fold down the top of the paper bag to keep the tubers dark and I store the bags in my garage all winter. The temperature in my garage does not get below 40 degrees. In the spring I pre-sprout the tubers in big trays to make sure they are viable before planting them outside.

- I have also tried keeping my tubers in pots, rather than planting them in the ground outside in the summer. This makes it easier to overwinter them. Instead of digging I just keep the tubers in their pots and stack the pots in the garage. In the spring, I unstack the pots and start watering and exposing them to light, and bring the pots outside again when warm enough. The tubers will need to be divided when the clump outgrows the size of your pot.

DAHLIAS



Photo credit: Dahlias by Evelyn



[Summer Dreams Farm Dahlia Splitting Guide](#)

Dividing dahlia clumps

Should you divide dahlia clumps in the winter or wait for spring?

- In the winter the clumps are softer and easier to cut, but the eyes of the tubers are more difficult to see.
- In the spring, the tubers have dried out during storage, making them harder to cut, but the eyes have begun to swell with the start of sprouts, so it is easier to know where to make your cuts for each division.

Try both methods to see which works best for you.


Propagating dahlias

Dahlias can be cloned by taking cuttings from tubers. Cuttings taken in the spring will grow flowers that very same year.

Kristine Albrecht is a wonderful resource for dahlia information. Check out her YouTube videos for how to take cuttings from dahlias as well as additional tips, methods, and instructions:

<https://www.youtube.com/channel/UCU2Nd48RHGFtGT9MjJhLAgQ>

- You can leave dahlia flowers to be open-pollinated and gather seeds at the end of the season to grow your very own new dahlia varieties
- You can pair and isolate dahlia combinations to hybridize dahlias to select for specific traits



IDEAL DAHLIA STORAGE TEMPERATURE

35° - 50°

Don't let dahlia tubers freeze, or warm enough to stimulate growth

Her Shirley Farm Landscape Project, Part Twelve - Juliet Silveri

The Winding Paths, the Winter Garden, and a Dr. Seuss Shrub

The famous landscape architect Frederick Law Olmsted favored winding paths as a way for the traveler to interact with nature, and my former landscape designer stressed the need for a destination at the end of those paths. A winding path forces a traveler to walk slowly, observing what is growing on the sides of the path as she follows it. A straight path means the traveler instead walks straight down to the destination and is less likely to observe and therefore to enjoy, the trees and shrubs and other things that line the path. To a landscape (just under two acres) these paths add:

- Large structures and a foundation,
- Mystery that beckons to the traveler to stroll and follow the path to find out where it leads,
- An opportunity to pull together the rest of the landscape by repeating plants and colors, textures, and shapes used elsewhere.

My next project is to decide on two paths that need to tie my landscape together. I need one that must also soften the hard angular edges of the garden that is closest to the house, and must lead from the front yard into the allée of maples (I think). The other path must extend out the back of the upper garden and down to an area in front of the West Barn, where there are currently a couple of semi-wild hedgerows and where a native cherry tree was just executed. It seemed to have been dying, and I wanted to replace it with something that has several nice features. I am not sure I can design the paths or the destinations myself, since I was never formally trained as a landscape designer.

This area is partially enclosed on two sides by the allée of sugar maples, which winds around to almost behind the West Barn, ending close to the woods. It is a quiet place, and perfect for a restful destination with a sitting area or a water feature. This area is far from my house, and it is here where, a year or two ago as I was filling tree bags with water around 8 pm, a small creature came by and stared at me without moving. I think it was a juvenile fisher cat. I have also encountered quite a few deer who have given me the

same frozen stare. I just stared back in both cases, and eventually my animal companions turned and left, having figured out I was a non-threatening human, I suppose. There is also a black snake there who frequently wriggles out of the way as I mow on my tractor, my slow and sleek partner in the war on rodents.



View of the exit from the upper garden, leading down to the end of the allée of sugar maples

In the established lower garden (this is its fourth season) the winter part is brilliant, with the red-twig dogwoods, juniper, inkberry holly (*ilex glabra* 'gembox'), and blooming witch hazel shrubs.

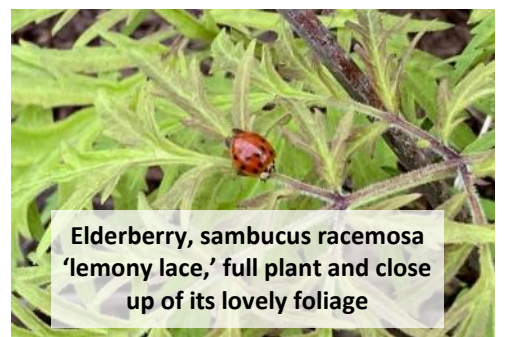


A fortress of red-twig dogwood branches up against a juniper, in the winter garden.



The winter garden, with the juniper lit up at night, seems the place for a winter evening party.

One shrub I must repeat on the sides of the paths is the elderberry *sambucus racemosa* 'lemony lace' that I have planted on the north side of my house so I can see it from my window. The intricate lacework of its foliage has me stopping just to stare at it regularly during the season. It grows to about 5 or 6 feet tall and has a floppy Dr. Seuss look, yet is not unkempt. It will perfectly soften and create a connection from that side of my house past the angle of the lower garden, over into the allée.



Elderberry, *sambucus racemosa* 'lemony lace,' full plant and close up of its lovely foliage

Her Shirley Farm, Cont'd

I think I really do need a designer.

Some fun things:

- I am cold sowing *aralia racemosa* (American spikenard) outside in gallon jugs. A nice native perennial that appears to be a shrub but dies down every winter, it features profuse amounts of purple berries for the birds. I've got plenty of room to plant a few, and I don't think this one needs much care!
- I am starting some 'midnight candy' night phlox (*zaluzyanskya capensis*) from seed in my basement. A hardy annual from South Africa, it is said to open only at night and to emit a heady fragrance. Good to use on my patio, if my basement sowing is successful,
- I ordered another green mountain sugar maple to replace one in my allée, because a cloddish porcupine stripped it of its bark and thus killed it,
- I ordered a few *illex crenata* 'green lustre' and 'hoogendorn' (Japanese holly) to replace a few around my patio that didn't survive the winter. My fault, due to

underwatering during the drought last fall. At that time the total amount of watering I had to do was overwhelming, even though I use several different watering methods. I had put in a lot of new plantings last season.



Hamamelis vernalis (witch hazel)
blooming on March 7

These hollies are an excellent substitute for boxwood, with such shiny green leaves and black berries, but they are WATER HOGS. It must rain a lot in Japan.

- My witch hazel (*Hamamelis vernalis*) is blooming. It smells of cinnamon and clove, and like something sweet is baking in the oven, and also like lilacs.

Please continue to join me, to see how my bio hedge with many new shrubs has fared, and how my new woody plantings way down back among the poison ivy are doing. And to share my journey designing those paths and their destinations.

I have just checked the *lindera benzoin*, northern spicebush, in the bio hedge, and it is full of buds and ready to bloom. This is a new and exciting plant for me..... and the March sun is strong, and the days lengthen....

Blue Star & Gold Star Families Memorial Marker Program

Looking for a great 250th celebration gift to your town and club?

Why not a Blue Star memorial plaque or highway marker? These plaques and highway signs are a good way to honor all who have served in the armed forces.

For help and more information contact:

Lynn Noland at lcbn923@gmail.com OR Joy DiMaggio at jmarykay2@outlook.com



Blue Star Memorial Marker in Sudbury

OBITUARY

Mabel Nevins
1928-2025



By Linda Jean Smith

- GCFM Historian 2001-2013
- Mabel Nevins was a long-time member of the Boston chapter of Ikebana / Sogetsu, she was part of an Ikebana team that won the Blue Ribbon for several consecutive years for their exhibit at the New England Flower Show. Her flower arrangements have also been featured in Ikebana exhibits at the Museum of Fine Arts.
- A trailblazer, Mabel earned her degree in Chemical Engineering from Northeastern University at a time when women in the field were scarce. She worked in the chemical industry starting in the 1950s, where her expertise and determination broke barriers and paved the way for future generations of women in engineering.
- Mabel devoted much of her life to volunteerism. She was the president of the Mystic Valley Mental Health Association in the 1970s. Mabel served for many years as a Town Meeting Representative. She was an active member of the MIT Women's League. She was a member of the Burlington Garden Club.

Garden History Trivia

Ever wonder when the first greenhouse was built? Who invented the wheelbarrow, the garden hose, the flower pot? Who had the first lawn? Try this quiz to learn some lesser known, but none the less important, persons and facts in the history of gardening.

1. When were the first garden hoses made?
2. When did the first European garden hose appear?
3. When was the earliest record of bonsai?



4. When did the first lawns appear?
5. Who invented the first greenhouse in 1619?
6. Who discovered the concept of "microclimates"?

7. Who was the first to popularize, if not invent, flower pots?
8. What firm produced the first garden catalog with prices?



9. When and where was the earliest western depiction of a wheelbarrow?
10. Who invented the wheelbarrow?

Answers on Page 3


Book Review

Beatrix Potter's Garden Life, by Marta McDowell
Published by Timber Press, 2013



Beatrix Potter's Gardening Life, by Marta McDowell: published 2013 by Timber Press

A New York Times Best Seller



We all grew up with the Tales of Peter Rabbit. We loved his mischief and the delightful illustrations of him and his friends. Little did I know that the lady who wrote his stories

was a pioneer before her times. This delightful book tells the story of the life of Beatrice Potter and her gardens.

Beatrice was born into an upper middle-class British family in 1866. As a Victorian lady, she was educated at home. She loved nature and sketched the world around her. She was not expected to be a scientist, a businesswoman, an author, or a landowner. But she was all these things. She was an independent woman, determined to follow the interests of her mind.

In her twenties Beatrice became fascinated by mushrooms. She studied them and painted them for years; and then she wrote a dissertation on her research. The paper was submitted to the



Beatrix Potter

Linnean Society in 1897. The paper was rejected because of her sex and her amateur status. One hundred years later, the Linnean Society issued her a posthumous apology for the sexism displayed in its handling of her research. Today her fungi sketches and paintings may be seen at the Armit Museum in England and at the Perth Museum in Scotland.



Peter Rabbit

Beatrice wrote many letters to her friends and their children. She included sketches of animals in her letters. This was the beginning of her career as an author of children's books. The first "Tale of Peter Rabbit" was published in 1902 when she was 36.

Beatrice would have been considered a spinster for most of her life. She married when she was 47. She had already published dozens of books and become well to do as an author. She became of patron of land conservation in the Lake District of England.

The book closes with a section on her farm at Hill Top. Through her watercolors and sketches, you get to see her world. This book speaks to us as gardeners and women with our own pursuits. I give this book 4 stars.

– Pat Nemeth

Would you like to submit a book review for the Mayflower? Contact the Editor at gcfmmayflower@gmail.com

A Note From The Editor

As I look out my window, I can't believe the piles of snow that once existed a few weeks ago have actually melted away. It seemed that Spring would never come, but here it finally is. The tree sap is running, the birds are singing, and the growth that we gardeners pine for is finally beginning again.

Since the past winter was especially bitter, it makes planning my garden all the more sweet. I am focusing on planting flowering shrubs, like rhododendrons and hydrangeas, since the installation of a deer fence last year ensures their safety. I hope you are having as much fun planning as I am. Cheers!



Karen Brockelbank

gcfmmayflower@gmail.com



A "HOW-TO" FOR SENDING IN YOUR SUBMISSIONS

DEADLINE: The next *Mayflower* Issue deadline for submissions is **June 10.**

TEXT: Please try to keep your stories 75 words or less.

PICTURES: Attach image files (usually JPG's) to your email, do not embed them in your document.

CAPTIONS: Please provide captions for each photo you submit.

SEND IN YOUR NEWSWORTHY ITEMS TO gcfmmayflower@gmail.com.

All photographs in this newsletter have been supplied courtesy of each Garden Club submitting the information



Volunteer
Generous Gardeners.org
Philanthropy through gardening

Annual Garden Tour - Magnolia
Saturday: July 5, 2025
10:00 am - 4:00 pm
Rain or Shine

Tickets in advance at www.generousgardeners.org
or day of tour at the Magnolia Library
1 Lexington Avenue, \$35